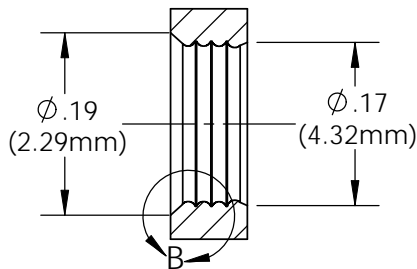
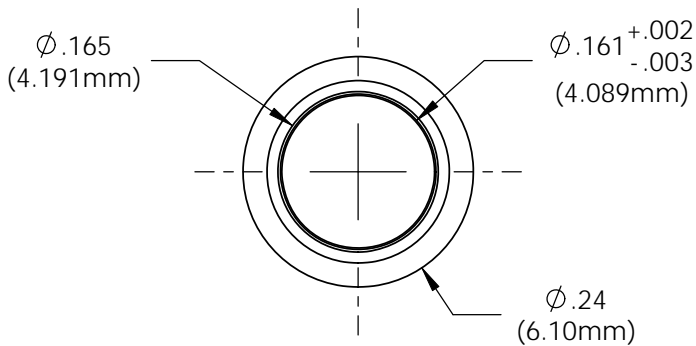
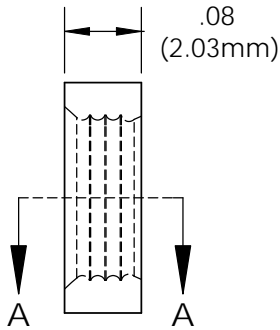


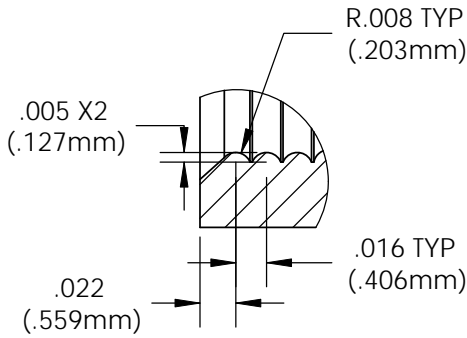
NOTES:

1. FINISH: Parts shall have a smooth appearance, min. 600 surface finish, with no gates and all flash removed
2. U.S. & Foreign Pat. Issued & Pend.

REVISIONS				
ECN #	REV	DESCRIPTION	DATE	INITIALS
	N/A	INITIAL RELEASE	10/25/85	JS
	001	REVISED PER ECR1110AZ01	2/8/10	KH
145	002	CHANGE IN MATERIAL	7/12/10	KH



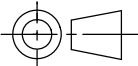
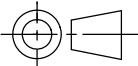
SECTION A-A



DETAIL B
SCALE 10 : 1



ISOMETRIC VIEW

UNLESS OTHERWISE SPECIFIED DIMENSIONS ARE IN INCHES: ANGLES DECIMALS ± 1° .X ±.020 .XX ±.010 FINISH .XXX ±.005 BREAK ALL CORNERS AND SHARP EDGES .050 MAX.  THIRD ANGLE PROJECTION PROPRIETARY AND CONFIDENTIAL THE INFORMATION CONTAINED IN THIS DRAWING IS THE SOLE PROPERTY OF VISUAL COMMUNICATIONS COMPANY, INC. ANY REPRODUCTION IN PART OR AS A WHOLE WITHOUT THE WRITTEN PERMISSION OF VISUAL COMMUNICATIONS COMPANY, INC. IS PROHIBITED.		MATERIAL 50% PRO-FAX SG702 (BLACK) 50% ELASTOCON 8068		VISUAL COMMUNICATIONS COMPANY 190 Bosstick Boulevard, Suite 101 San Marcos, CA 92069 USA Phone (760) 560-1300 Fax (760) 560-1301 email vccsales@vccilite.com		
 THIRD ANGLE PROJECTION		FINISH SEE NOTES		TITLE: CLIPLITE RNG 132		
		APPROVALS		DATE		SIZE A
		DRAWN K.HOWARD 2/8/10 CHECKED DPZ 2/22/10		DWG. NO. RNG 132_E		
DO NOT SCALE DRAWING				SCALE: 5:1		SHEET 1 OF 1

Mouser Electronics

Authorized Distributor

Click to View Pricing, Inventory, Delivery & Lifecycle Information:

VCC:

RNG_132